

## Zubehör für Rohrmotoren


Image	Name	Productnumber
	<b>Cable track</b>	
	Größe:: 10x10, Version:: Startclip	33201100
	Größe:: 10x10, Version:: 204 mm	33201101
	Größe:: 10x10, Version:: Endclip	33201102
	Größe:: 10x10, Version:: 1020 mm	33201103
	Größe:: 10x16, Version:: 204 mm	33201106
	Größe:: 10x16, Version:: Startclip	33201107
	Größe:: 10x16, Version:: Endclip	33201108
	Größe:: 20x20, Version:: 1190 mm	33202020
	Größe:: 20x20, Version:: Endclip	33202022
	Größe:: 20x20, Version:: Startclip	33202051
	Größe:: 20x50, Version:: Startclip	33202021
	Größe:: 20x50, Version:: 1190 mm	33202050
	Größe:: 20x50, Version:: Endclip	33202052
	<b>Mounting bracket for tube motor 10 mm</b>	33100059



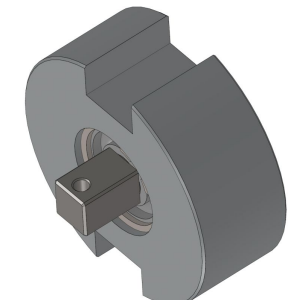
Image	Name	Productnumber
	<b>Guiding unit for tube motor RB40 /50/ TGU</b>	33100200
	<b>Guide rail for tube motor</b>	
	Length (mm): 4000	33100104
	Length (mm): 5000	33100105
	Length (mm): 6000	33100106
	Length (mm): 7000	33100107
	<b>Roll up bracket for energy chain</b>	33201104
	<b>Endguide with bearing for tube motor</b>	
	Version: 50 mm	25250015









Image	Name	Productnumber
	Version: 63 mm	25250016
	<b>Mounting bracket for tube motor 16 mm</b>	33100064
	<b>Guiding unit for tube motor VK16\L170</b>	33100201
	<b>Adjusting switch RB50E+ / RB120E+ - Ridder Art. Nr.:772001</b>	33100057
	<b>Guide unit for tube motors RB120E+\L (changeable)</b>	33100202

Image	Name	Productnumber
	<p><b>Tubular motor bracket 50.50 with insert 10x10</b></p>	<p>25250030</p>
	<p><b>Square gearbox SH40- 40\1\WB50 - for roll up tubes - Ridder Art.-Nr. 513000</b></p>	<p>33100060</p>
	<p><b>Tube motor control unit Ridder RMC50-115 V\1\3D\3.0</b></p>	<p>35050110</p>
	<p><b>Tube motor control unit Ridder RMC50- 230V\1\3D\3.0</b></p>	<p>35050220</p>
	<p><b>Roll up bracket for energy chain - for RB 50 E+</b></p>	

Image	Name	Productnumber
	Version: Angled	33200099
	Version: Straight	33200098
	<b>Guiding unit RB50E+\R RB50 E+ (right)</b>	33100058
	<b>Motor guide for twin roll up screens - PU = 20 pcs</b>	22100200
	<b>Guide unit for tube motor 12 mm Lock - PU = 50 pcs.</b>	33100209
	<b>Guiding unit RB50E+\L (left)</b>	33100056