

## Profiles and accessories




Image	Name	Productnumber
	<b>Guiding unit for tube motor RB40 /50/ TGU</b>	33100200
	<b>Guide rail for tube motor</b>	
	Length (mm): 4000	33100104
	Length (mm): 5000	33100105
	Length (mm): 6000	33100106
	Length (mm): 7000	33100107
	<b>Guiding unit for tube motor VK16\L170</b>	33100201




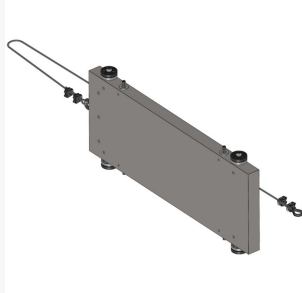




Image	Name	Productnumber
	<b>Guide unit for tube motors RB120E+\L (changeable)</b>	33100202
	<b>Tower Roller Plus Guide Rail</b>	
	Length (cm): 400	37023710
	Length (cm): 500	37023711
	Length (cm): 600	37023712
	<b>Tower Roller Plus guide incl. guiding rails cover</b>	37023726
	<b>Tower-Roller Plus Set</b>	
	Weight (kg): 15	37023713
	Weight (kg): 25	37023729

Image	Name	Productnumber
	<p><b>Guiding unit RB50E+\R RB50 E+ (right)</b></p>	<p>33100058</p>
	<p><b>Motor guide for twin roll up screens - PU = 20 pcs</b></p>	<p>22100200</p>
	<p><b>Guide unit for tube motor 12 mm Lock - PU = 50 pcs.</b></p>	<p>33100209</p>
	<p><b>Guiding unit RB50E+\L (left)</b></p>	<p>33100056</p>