

Drive systems


Image	Name	Productnumber
	Wire tightener compact version for roll up	
	PU (Pcs): 1, Version: Sendzimier galvanised	25250060-1
	PU (Pcs): 100, Version: Stainless Steel	25250066
	PU (Pcs): 200, Version: Sendzimier galvanised	25250060
	Cable track	
	Größe:: 10x10, Version:: Startclip	33201100
	Größe:: 10x10, Version:: 204 mm	33201101
	Größe:: 10x10, Version:: Endclip	33201102
	Größe:: 10x10, Version:: 1020 mm	33201103
	Größe:: 10x16, Version:: 204 mm	33201106
	Größe:: 10x16, Version:: Startclip	33201107
	Größe:: 10x16, Version:: Endclip	33201108
	Größe:: 20x20, Version:: 1190 mm	33202020
	Größe:: 20x20, Version:: Endclip	33202022
	Größe:: 20x20, Version:: Startclip	33202051
	Größe:: 20x50, Version:: Startclip	33202021




Image	Name	Productnumber
	Größe:: 20x50, Version:: 1190 mm	33202050
	Größe:: 20x50, Version:: Endclip	33202052
	Mounting bracket for tube motor 10 mm	33100059
	Guiding unit for tube motor RB40 /50/ TGU	33100200
	Guide rail for tube motor	
	Length (mm): 4000	33100104
	Length (mm): 5000	33100105
	Length (mm): 6000	33100106
	Length (mm): 7000	33100107




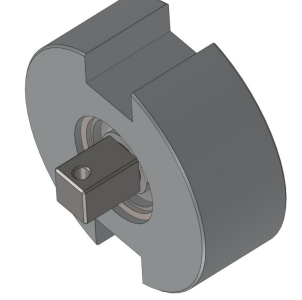
Image	Name	Productnumber
	FRM50-tube motor-50-12-230	33100052
	Roll up bracket for energy chain	33201104
	Tube motor RB50E+3.5 - 230\50\VK10\B50\L772	33100067
	Endguide with bearing for tube motor	
	Version: 50 mm	25250015
	Version: 63 mm	25250016






Image	Name	Productnumber
	Tube motor Ridder RB120-11-44\230\1\50\36 - 230V, 120 Nm	33100120
	Adaptor Tube	24100401
	Adaptor axle 26	24100402
	Tube motor RB50-3.5-13\230\1\50\60\38\16 - 230 V	33100066
	Mounting bracket for tube motor 16 mm	33100064

Image	Name	Productnumber
	RPU 24V\4-20mA\V2\SET	32200027
	Motor gearbox Ridder RW 45-3\400-450 Volt	32035221
	Motor gearbox RW 245 400-460Volt/3-Phase/3 rpm	32435380
	Guiding unit for tube motor VK16\L170	33100201
	Motor gearbox RW 405 - 400-450 Volt - 3 Phase / 5,0 rpm - Ridder Art.-Nr.: 502220	32535380






Image	Name	Productnumber
	<p>Adjusting switch RB50E+ / RB120E+ - Ridder Art. Nr.:772001</p>	<p>33100057</p>
	<p>Handle (200 mm) for manual gear R8 and R16</p>	<p>25000502</p>
	<p>Lock EWA 12.2505 / 250 Nm / 400 V - 4,4 rpm - We 06</p>	<p>31147725</p>
	<p>Telescopic Shaft 1240- 1960mm</p>	<p>33100000</p>
	<p>Manual Gear R9E-TGU for small application - with locking device - 1:8</p>	<p>25000507</p>

Image	Name	Productnumber
	<p>Manual Gear R17E-TGU for small application - with locking device - 1:16</p>	<p>25000501</p>
	<p>Manual Gear R41-1P TGU for small application - with locking device - 1:40</p>	<p>25000506</p>
	<p>Motor gearbox Ridder RW 241-09/400/3/86//IP55</p>	<p>32035227</p>
	<p>Power drive Lock EWA 10.0505 50 Nm 5,6 U/min - Welle 06 400V - 12210.0505.06</p>	<p>31600506</p>
	<p>Lock EWA 12.2505 / 250 Nm / 400 V - 4,4 rpm - We 66</p>	<p>31147728</p>

Image	Name	Productnumber
	<p>Tube motor RB40-11- 26\230\1\50\38\16 - 230V</p>	<p>33100041</p>
	<p>Lock EWA 12.1505 / 150 Nm / 400 V / 50 Hz / E20 - 4,3 rpm - We 66</p>	<p>31147731</p>
	<p>Motor gearbox Ridder RW 245-37\110-115</p>	<p>32035224</p>
	<p>Adapter for telescope on</p>	<p>37023727</p>
	<p>Motor gearbox Ridder RW 45-1-09\400\3\97</p>	<p>32035229</p>

Image	Name	Productnumber
	<p>Motor gearbox Ridder RW403\400-450 Volt - 400- 450 V - 3 Phase / 3 rpm - Ridder Art.-Nr.: 502210</p>	<p>32535381</p>
	<p>Lock EWA 14.6005 / 600 Nm / 400 V - 4,4 rpm - We 66</p>	<p>31140560</p>
	<p>Tube motor RB120E+11- 44\230\1\50\44\07</p>	<p>33100121</p>
	<p>Lock EWA 12.1505 150 Nm / 400 V / 50 Hz / E20 - 4,3 rpm - We 06</p>	<p>31147732</p>
	<p>Motor gearbox Ridder RW45-3-09\230\1\97</p>	<p>32013220</p>





Image	Name	Productnumber
	<p>Motor gearbox Ridder RW 45-1-09\230\1\97</p>	<p>32035228</p>
	<p>Guide unit for tube motors RB120E+\L (changeable)</p>	<p>33100202</p>
	<p>Tower Roller Plus Guide Rail</p>	
	<p>Length (cm): 400</p>	<p>37023710</p>
	<p>Length (cm): 500</p>	<p>37023711</p>
	<p>Length (cm): 600</p>	<p>37023712</p>
	<p>Tower Roller Plus guide incl. guiding rails cover</p>	<p>37023726</p>

Image	Name	Productnumber
	<p>Motor gearbox Ridder RW 45-5\400-450 Volt</p>	<p>32035220</p>
	<p>Lock EWA 10.0905 We06 400V END20.20</p>	<p>31147730</p>
	<p>Tubular motor bracket 50.50 with insert 10x10</p>	<p>25250030</p>
	<p>EWA 52.2505 Electric drive 250 Nm 4,4 rpm We06 400 V</p>	<p>31147753</p>
	<p>EWA 52.3505 Electric drive 350 Nm 4,4 rpm We66 400 V</p>	<p>31147757</p>

Image	Name	Productnumber
	<p>EWA 52.2505 Electric drive 250 Nm 4.4 rpm We66 400V 50Hz</p>	<p>31147746</p>
	<p>Lock EWA 52.6005 600 Nm 4,4 rpm We66 400 V</p>	<p>31147755</p>
	<p>EWA 52.3505 Electric drive 350 Nm 4.4 rpm We06 400 V</p>	<p>31147752</p>
	<p>EWA 52.3505 Electric drive 350 Nm 4,4 rpm We66 400 V</p>	<p>31147756</p>
	<p>EWA 52.4505 Electric drive 450 Nm 4,4 rpm We06 400 V</p>	<p>31147754</p>

Image	Name	Productnumber
 <p>WE 06 WE 66</p>	<p>Lock EWA 50.1505 150 Nm 4,5 rpm We66 400V 50Hz</p>	<p>31147745</p>
 <p>WE 06 WE 66</p>	<p>Lock EWA 50.1505 150 Nm 4,5 rpm We66 400V 50Hz Kopie</p>	<p>31147749</p>
 <p>WE 06 WE 66</p>	<p>EWA 50.0905 Electric drive 90 Nm 4.5 rpm We06 400V 50Hz</p>	<p>31147748</p>
 <p>WE 06 WE 66</p>	<p>EWA 50.0505 Electric drive 50 Nm 4,5 rpm We06 400V 50Hz</p>	<p>31147747</p>
	<p>Motor Gearbox RW245- 37/400-450 Fett (Teleskop) Eco / 532259</p>	<p>32535384</p>

Image	Name	Productnumber
	<p>Strap tensioner set consisting of tensioner and strap holder</p>	<p>22000316</p>
	<p>Lock EWA 12.1509 / 150 Nm / 400 V - 8,8 rpm. - We 66</p>	<p>31147724</p>
	<p>Lock EWA / 14.3505 / 350 Nm / 400 V - 4,4 rpm - Welle 66 (6-kant)</p>	<p>31147744</p>
	<p>Adaptor extended - Tube 27 x 1,5 galvanized</p>	<p>24100406</p>
	<p>Square gearbox SH40- 40\1\WB50 - for roll up tubes - Ridder Art.-Nr. 513000</p>	<p>33100060</p>

Image	Name	Productnumber
	<p>Protection Cover - 2-parts for RW 45</p>	<p>04200311</p>
	<p>Protection Cover - 2-parts for RW 200-600</p>	<p>04200310</p>
	<p>Adaptor - Tube 27 x 1,5</p>	<p>24100405</p>
	<p>Motor Control Unit RMC400\400\3\0,4-0,6 A</p>	<p>35053222</p>
	<p>Tube motor control unit Ridder RMC50-115 V\1\3D\3.0</p>	<p>35050110</p>

Image	Name	Productnumber
	<p>Adaptor for tower-roll 50 mm for RW 240</p>	<p>37023703</p>
	<p>Motor gearbox RW 243 400-460Volt/3-Phase/3 rpm</p>	<p>32435381</p>
	<p>Adapter extended Tube 1Z x 2,5, 32 x 1,5 galvanized</p>	<p>24100407</p>
	<p>Tube motor control unit Ridder RMC50-230V\1\3D\3.0</p>	<p>35050220</p>
 <p data-bbox="140 1948 319 2027"> <small>We 06 Wl. 280 mm Achtung Abbildung mit Welle 56, nicht mit Welle 06</small> </p>	<p>Lock EWA / 14.3505 / 350 Nm / 400 V - 4,4 rpm 400V - We 06</p>	<p>31147743</p>





Image	Name	Productnumber
	Adapter for telescopic shaft	33100002
	Motor gearbox RW603\400-450 Volt - 400-450 V	32435382
	Handle for Manual Gear LG MT	
	Length (cm): 120	25000605
	Telescopic Shaft 1220 - 1580 mm	33100028





Image	Name	Productnumber
	Roll up bracket for energy chain - for RB 50 E+	
	Version: Angled	33200099
	Version: Straight	33200098
	Adaptor for tower-roll 63 mm for RW 240	37023705
	Adaptor for tower-roll 50 mm for RW 45	37023708
	Guiding unit RB50E+\R RB50 E+ (right)	33100058




Image	Name	Productnumber
	<p>Motor guide for twin roll up screens - PU = 20 pcs</p>	<p>22100200</p>
	<p>Motor gearbox RW45-5-09\115\1\60\P\CU\97</p>	<p>32015220</p>
	<p>Guide unit for tube motor 12 mm Lock - PU = 50 pcs.</p>	<p>33100209</p>
	<p>Guiding unit RB50E+\L (left)</p>	<p>33100056</p>
	<p>FRM120-tube motor-120-7-230</p>	<p>33100063</p>




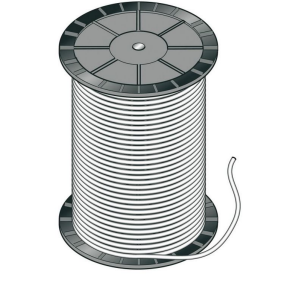


Image	Name	Productnumber
	<p>Adaptor for tower-roll 63 mm for RW 45</p>	<p>37023709</p>
	<p>EWA 50.1505 Electric drive 150 Nm 4.5 rpm We06 400V 50Hz</p>	<p>31147750</p>
	<p>Hook for manual gear R5, R8, R16</p>	<p>25000503</p>
	<p>Polyestercord, black - 8 mm</p>	<p>93400500</p>
	<p>Lock EWA 14.4505 / 450 Nm / 400 V - 4,4 rpm - We 66</p>	<p>31147742</p>

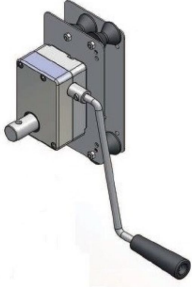
Image	Name	Productnumber
	<p>Motor gearbox RW402- 25/400-450/3/86 - Ridder art.-no. 533400</p>	<p>32535385</p>
	<p>Tube motor RB50-4.2- 14\115\1\60\38\03 - 115 V (USA)</p>	<p>33100110</p>
	<p>Motor gearbox Ridder RW405\220 Volt - 405 / 220 Volt - 1 Phase / 5,0 U/min - Ridder Art.-Nr.: 502250</p>	<p>32515220</p>
	<p>Lock EWA 10.0505 230 V 50 Nm - 5,4 rpm - We 06</p>	<p>31600518</p>
	<p>Motor gearbox RW605- 110\400\3\86 - Art.-Nr. 502420</p>	<p>32435384</p>



TGU GmbH & Co. KG
Joseph-Monier-Str. 2
48268 Greven
Deutschland

Kontakt:
Telefon: +49 2575/95587-
15
Fax: +49 2575/95587-87
E-Mail: info@tgu-shop.com

Rechtliches:
Amtsgericht Ibbenbüren
USt-ID-Nr.:
DE 125543036

Image	Name	Productnumber
 A technical drawing of a manual gear mechanism. It consists of a metal housing with a sliding guide and a handle with a black grip. The handle is connected to a gear system that can be adjusted for different pipe diameters.	Manual gear - with sliding guide for rolling plastic film - guide for pipes diameter 27/32/33	25000505

Erstellt am 14.05.2026.

Dieses Dokument stellt kein Angebot da. Es gelten die aktuellen Preise im Online-Shop.

All prices excl. VAT plus shipping costs and possible delivery charges, if not stated otherwise.