

Gear Drives





Image	Name	Productnumber
	Motor gearbox Ridder RW 45-3\400-450 Volt	32035221
	Motor gearbox RW 405 - 400-450 Volt - 3 Phase / 5,0 rpm - Ridder Art.-Nr.: 502220	32535380
	Motor gearbox RW 245 400-460Volt/3-Phase/3 rpm	32435380
	Lock EWA 12.2505 / 250 Nm / 400 V - 4,4 rpm - We 06	31147725

Image	Name	Productnumber
	<p>Motor gearbox Ridder RW45-3-09\230\1\97</p>	<p>32013220</p>
	<p>Motor gearbox Ridder RW 241-09/400/3/86//IP55</p>	<p>32035227</p>
	<p>Power drive Lock EWA 10.0505 50 Nm 5,6 U/min - Welle 06 400V - 12210.0505.06</p>	<p>31600506</p>
	<p>Lock EWA 12.2505 / 250 Nm / 400 V - 4,4 rpm - We 66</p>	<p>31147728</p>
	<p>Lock EWA 14.6005 / 600 Nm / 400 V - 4,4 rpm - We 66</p>	<p>31140560</p>

Image	Name	Productnumber
	<p>Lock EWA 12.1505 / 150 Nm / 400 V / 50 Hz / E20 - 4,3 rpm - We 66</p>	<p>31147731</p>
	<p>Motor gearbox Ridder RW 45-5\400-450 Volt</p>	<p>32035220</p>
	<p>Lock EWA 10.0905 We06 400V END20.20</p>	<p>31147730</p>
	<p>Motor gearbox Ridder RW 245-37\110-115</p>	<p>32035224</p>
	<p>Motor gearbox Ridder RW 45-1-09\400\3\97</p>	<p>32035229</p>

Image	Name	Productnumber
	<p>Motor gearbox RW 243 400-460Volt/3-Phase/3 rpm</p>	<p>32435381</p>
	<p>Motor gearbox Ridder RW403\400-450 Volt - 400- 450 V - 3 Phase / 3 rpm - Ridder Art.-Nr.: 502210</p>	<p>32535381</p>
	<p>Lock EWA 12.1505 150 Nm / 400 V / 50 Hz / E20 - 4,3 rpm - We 06</p>	<p>31147732</p>
	<p>Motor gearbox Ridder RW 45-1-09\230\1\97</p>	<p>32035228</p>
 <p>WE 06 WE 66</p>	<p>EWA 52.2505 Electric drive 250 Nm 4,4 rpm We06 400 V</p>	<p>31147753</p>

Image	Name	Productnumber
	<p>EWA 52.3505 Electric drive 350 Nm 4,4 rpm We66 400 V</p>	<p>31147757</p>
	<p>EWA 52.2505 Electric drive 250 Nm 4.4 rpm We66 400V 50Hz</p>	<p>31147746</p>
	<p>Lock EWA 52.6005 600 Nm 4,4 rpm We66 400 V</p>	<p>31147755</p>
	<p>EWA 52.3505 Electric drive 350 Nm 4.4 rpm We06 400 V</p>	<p>31147752</p>
	<p>EWA 52.3505 Electric drive 350 Nm 4,4 rpm We66 400 V</p>	<p>31147756</p>

Image	Name	Productnumber
	<p>EWA 52.4505 Electric drive 450 Nm 4,4 rpm We06 400 V</p>	<p>31147754</p>
	<p>Lock EWA 50.1505 150 Nm 4,5 rpm We66 400V 50Hz</p>	<p>31147745</p>
	<p>Lock EWA 50.1505 150 Nm 4,5 rpm We66 400V 50Hz Kopie</p>	<p>31147749</p>
	<p>EWA 50.0905 Electric drive 90 Nm 4.5 rpm We06 400V 50Hz</p>	<p>31147748</p>
	<p>EWA 50.0505 Electric drive 50 Nm 4,5 rpm We06 400V 50Hz</p>	<p>31147747</p>

Image	Name	Productnumber
	<p>Motor Gearbox RW245-37/400-450 Fett (Teleskop) Eco / 532259</p>	<p>32535384</p>
	<p>Lock EWA 12.1509 / 150 Nm / 400 V - 8,8 rpm. - We 66</p>	<p>31147724</p>
	<p>Lock EWA / 14.3505 / 350 Nm / 400 V - 4,4 rpm - Welle 66 (6-kant)</p>	<p>31147744</p>
 <p data-bbox="145 1608 320 1688"> <small>We 06 Wl. 280 mm Achtung Abbildung mit Welle 66, nicht mit Welle 06</small> </p>	<p>Lock EWA / 14.3505 / 350 Nm / 400 V - 4,4 rpm 400V - We 06</p>	<p>31147743</p>
	<p>Motor gearbox RW603\400-450 Volt - 400-450 V</p>	<p>32435382</p>



Image	Name	Productnumber
	<p>Motor gearbox RW45-5-09\115\1\60\P\CU\97</p>	<p>32015220</p>
	<p>EWA 50.1505 Electric drive 150 Nm 4.5 rpm We06 400V 50Hz</p>	<p>31147750</p>
	<p>Lock EWA 14.4505 / 450 Nm / 400 V - 4,4 rpm - We 66</p>	<p>31147742</p>
	<p>Motor gearbox RW402-25/400-450/3/86 - Ridder art.-no. 533400</p>	<p>32535385</p>
	<p>Motor gearbox Ridder RW405\220 Volt - 405 / 220 Volt - 1 Phase / 5,0 U/min - Ridder Art.-Nr.: 502250</p>	<p>32515220</p>



TGU GmbH & Co. KG
Joseph-Monier-Str. 2
48268 Greven
Deutschland

Kontakt:
Telefon: +49 2575/95587-
15
Fax: +49 2575/95587-87
E-Mail: info@tgu-shop.com

Rechtliches:
Amtsgericht Ibbenbüren
USt-ID-Nr.:
DE 125543036

Image	Name	Productnumber
	Lock EWA 10.0505 230 V 50 Nm - 5,4 rpm - We 06	31600518
	Motor gearbox RW605- 110\400\3\86 - Art.-Nr. 502420	32435384

Erstellt am 04.07.2026.

Dieses Dokument stellt kein Angebot da. Es gelten die aktuellen Preise im Online-Shop.

All prices excl. VAT plus shipping costs and possible delivery charges, if not stated otherwise.