

## Drive systems & Accessories





Image	Name	Productnumber
	<b>Bolted chain coupling for RW45 - tube</b>	37037100
	<b>Mounting plate 85-105/H90 / 417636</b>	32111203
	<b>TRN 520-3S-H60 Geh</b>	32400160
	<b>RPU 24V\4-20mA\V2\SET</b>	32200027

Image	Name	Productnumber
	<p><b>Motor gearbox Ridder RW 45-3\400-450 Volt</b></p>	<p>32035221</p>
	<p><b>Motor gearbox RW 245 400-460Volt/3-Phase/3 rpm</b></p>	<p>32435380</p>
	<p><b>TRN 520-3S-H40 pinion house unit /Ridder/ H= 40mm</b></p>	<p>32400140</p>
	<p><b>Motor gearbox RW 405 - 400-450 Volt - 3 Phase / 5,0 rpm - Ridder Art.-Nr.: 502220</b></p>	<p>32535380</p>
	<p><b>Handle (200 mm) for manual gear R8 and R16</b></p>	<p>25000502</p>






Image	Name	Productnumber
	<p><b>Lock EWA 12.2505 / 250 Nm / 400 V - 4,4 rpm - We 06</b></p>	<p>31147725</p>
	<p><b>Manual Gear R9E-TGU for small application - with locking device - 1:8</b></p>	<p>25000507</p>
	<p><b>Mounting plate 105-130\B163 / 413922</b></p>	<p>32111201</p>
	<p><b>Manual Gear R17E-TGU for small application - with locking device - 1:16</b></p>	<p>25000501</p>
	<p><b>Manual Gear R41-1P TGU for small application - with locking device - 1:40</b></p>	<p>25000506</p>

Image	Name	Productnumber
	<p><b>Motor gearbox Ridder RW 241-09/400/3/86//IP55</b></p>	<p>32035227</p>
	<p><b>Power drive Lock EWA 10.0505 50 Nm 5,6 U/min - Welle 06 400V - 12210.0505.06</b></p>	<p>31600506</p>
	<p><b>Lock EWA 12.2505 / 250 Nm / 400 V - 4,4 rpm - We 66</b></p>	<p>31147728</p>
	<p><b>Lock EWA 12.1505 / 150 Nm / 400 V / 50 Hz / E20 - 4,3 rpm - We 66</b></p>	<p>31147731</p>
	<p><b>Motor gearbox Ridder RW 245-37\110-115</b></p>	<p>32035224</p>

Image	Name	Productnumber
	<p><b>Motor mounts 2.2 for motor gearbox Ridder RW 45 on TGU-systems</b></p>	<p>32135145</p>
	<p><b>Motor gearbox Ridder RW 45-1-09\400\3\97</b></p>	<p>32035229</p>
	<p><b>Motor gearbox Ridder RW403\400-450 Volt - 400-450 V - 3 Phase / 3 rpm - Ridder Art.-Nr.: 502210</b></p>	<p>32535381</p>
	<p><b>Lock EWA 14.6005 / 600 Nm / 400 V - 4,4 rpm - We 66</b></p>	<p>31140560</p>
	<p><b>Lock EWA 12.1505 150 Nm / 400 V / 50 Hz / E20 - 4,3 rpm - We 06</b></p>	<p>31147732</p>





Image	Name	Productnumber
	<p><b>Motor gearbox Ridder RW45-3-09\230\1\97</b></p>	<p>32013220</p>
	<p><b>Worm drive 1:16</b></p>	
	<p>Working length (m): 2</p>	<p>25000700</p>
	<p>Working length (m): 4</p>	<p>25000701</p>
	<p><b>Motor gearbox Ridder RW 45-1-09\230\1\97</b></p>	<p>32035228</p>
	<p><b>Lock KGO 32.1115 150Nm - 1:1 - We 73</b></p>	<p>31600519</p>

Image	Name	Productnumber
	<p><b>Mounting plate 85-105/H120 / 417643</b></p>	<p>32111204</p>
	<p><b>Motor gearbox Ridder RW 45-5\400-450 Volt</b></p>	<p>32035220</p>
	<p><b>Lock EWA 10.0905 We06 400V END20.20</b></p>	<p>31147730</p>
	<p><b>Mounting plate 105-130\B163 / 413922</b></p>	<p>32111207</p>
 <p>WE 06 WE 66</p>	<p><b>EWA 52.2505 Electric drive 250 Nm 4,4 rpm We06 400 V</b></p>	<p>31147753</p>

Image	Name	Productnumber
	<p><b>EWA 52.3505 Electric drive 350 Nm 4,4 rpm We66 400 V</b></p>	<p>31147757</p>
	<p><b>EWA 52.2505 Electric drive 250 Nm 4.4 rpm We66 400V 50Hz</b></p>	<p>31147746</p>
	<p><b>Lock EWA 52.6005 600 Nm 4,4 rpm We66 400 V</b></p>	<p>31147755</p>
	<p><b>EWA 52.3505 Electric drive 350 Nm 4.4 rpm We06 400 V</b></p>	<p>31147752</p>
	<p><b>EWA 52.3505 Electric drive 350 Nm 4,4 rpm We66 400 V</b></p>	<p>31147756</p>

Image	Name	Productnumber
	<p><b>EWA 52.4505 Electric drive 450 Nm 4,4 rpm We06 400 V</b></p>	<p>31147754</p>
	<p><b>Lock EWA 50.1505 150 Nm 4,5 rpm We66 400V 50Hz</b></p>	<p>31147745</p>
	<p><b>Lock EWA 50.1505 150 Nm 4,5 rpm We66 400V 50Hz Kopie</b></p>	<p>31147749</p>
	<p><b>EWA 50.0905 Electric drive 90 Nm 4.5 rpm We06 400V 50Hz</b></p>	<p>31147748</p>
	<p><b>EWA 50.0505 Electric drive 50 Nm 4,5 rpm We06 400V 50Hz</b></p>	<p>31147747</p>

Image	Name	Productnumber
	<p><b>Motor Gearbox RW245-37/400-450 Fett (Teleskop) Eco / 532259</b></p>	<p>32535384</p>
	<p><b>Lock EWA 12.1509 / 150 Nm / 400 V - 8,8 rpm. - We 66</b></p>	<p>31147724</p>
	<p><b>Lock EWA / 14.3505 / 350 Nm / 400 V - 4,4 rpm - Welle 66 (6-kant)</b></p>	<p>31147744</p>
	<p><b>Protection Cover - 2-parts for RW 45</b></p>	<p>04200311</p>
	<p><b>Protection Cover - 2-parts for RW 200-600</b></p>	<p>04200310</p>

Image	Name	Productnumber
	<p><b>Motor Control Unit</b> <b>RMC400\400\3\0,4-0,6 A</b></p>	<p>35053222</p>
	<p><b>Motor gearbox RW 243</b> <b>400-460Volt/3-Phase/3</b> <b>rpm</b></p>	<p>32435381</p>
	<p><b>TR25I/46-</b> <b>S750\L3000\GABEL</b></p>	<p>32400200</p>
 <p data-bbox="145 1644 320 1695">We 06 Wl. 280 mm Achtung Abbildung mit Welle 66, nicht mit Welle 06</p>	<p><b>Lock EWA / 14.3505 / 350</b> <b>Nm / 400 V - 4,4 rpm 400V</b> <b>- We 06</b></p>	<p>31147743</p>
	<p><b>Worm drive 1:40</b></p>	




Image	Name	Productnumber
	Working length (m): 2	25000705
	Working length (m): 4	25000706
	<b>Motor gearbox RW603\400-450 Volt - 400- 450 V</b>	32435382
	<b>Bolted chain coupling for RW45 - tube</b>	37037125
	<b>Lock chain coupling KKS 10 - 20610.6681.34</b>	31600700
	<b>Motor gearbox RW45-5- 09\115\1\60\P\CU\97</b>	32015220








Image	Name	Productnumber
	<p><b>Mounting plate 85/H90 / 417646</b></p>	<p>32111202</p>
	<p><b>EWA 50.1505 Electric drive 150 Nm 4.5 rpm We06 400V 50Hz</b></p>	<p>31147750</p>
	<p><b>Hook for manual gear R5, R8, R16</b></p>	<p>25000503</p>
	<p><b>Lock EWA 14.4505 / 450 Nm / 400 V - 4,4 rpm - We 66</b></p>	<p>31147742</p>
	<p><b>Motor gearbox RW402- 25/400-450/3/86 - Ridder art.-no. 533400</b></p>	<p>32535385</p>

Image	Name	Productnumber
	<p><b>Motor gearbox Ridder RW405\220 Volt - 405 / 220 Volt - 1 Phase / 5,0 U/min - Ridder Art.-Nr.: 502250</b></p>	<p>32515220</p>
	<p><b>Lock EWA 10.0505 230 V 50 Nm - 5,4 rpm - We 06</b></p>	<p>31600518</p>
	<p><b>Motor gearbox RW605- 110\400\3\86 - Art.-Nr. 502420</b></p>	<p>32435384</p>
	<p><b>Manual gear - with sliding guide for rolling plastic film - guide for pipes diameter 27/32/33</b></p>	<p>25000505</p>